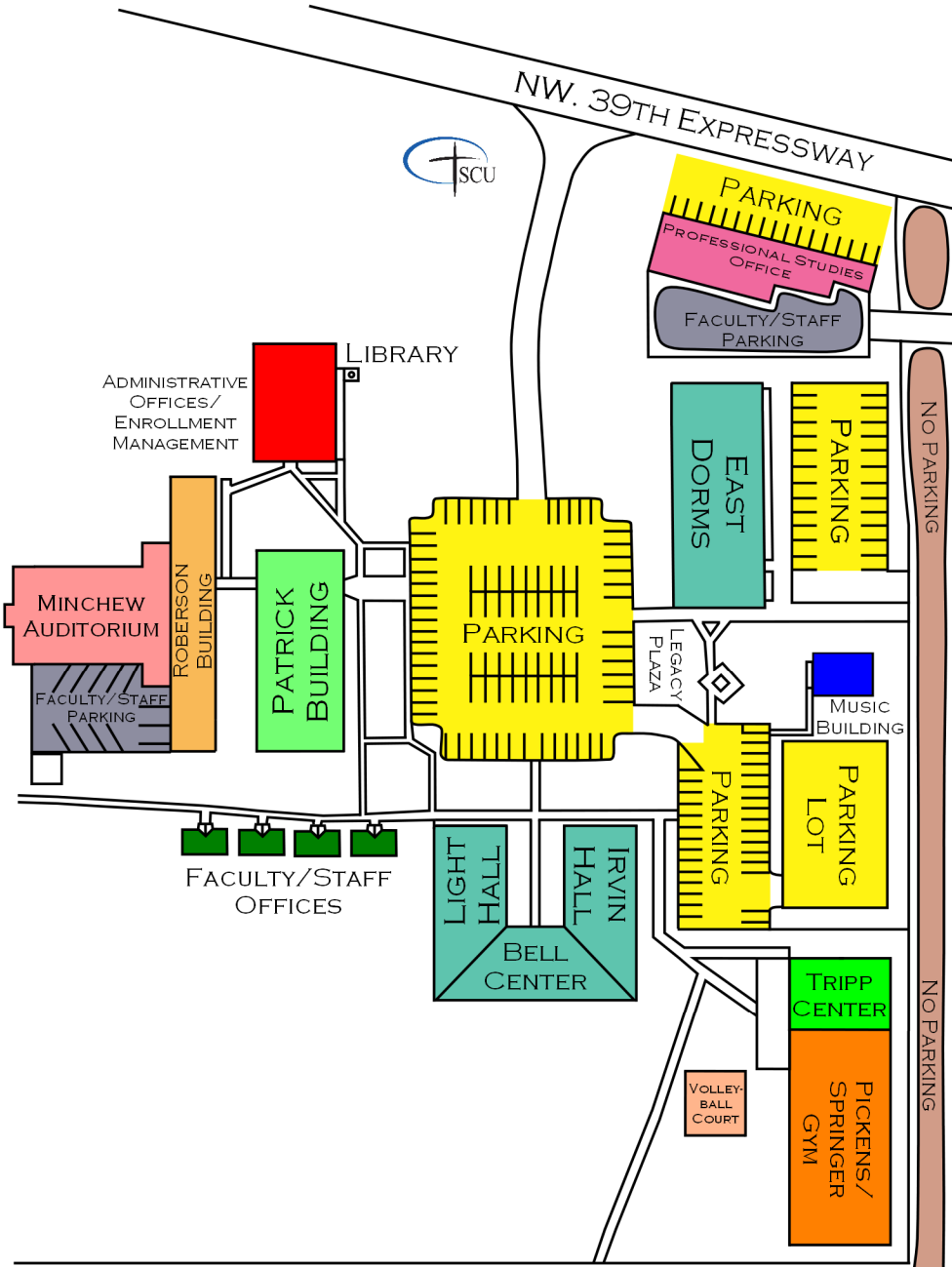















SOUTHWESTERN CHRISTIAN UNIVERSITY

NW. 39TH ST.



ELDON LYON PARK

MAP COLOR KEY

- | | | | | | |
|--|---|---|---|---|--|
|  | - Administrative Offices
- Enrollment Management
- Library (bottom floor) |  | - Parking |  | - No Parking |
|  | - Faculty/Staff Offices |  | - Tripp Center |  | - P- Classrooms
- Cafeteria
- Formal Dining Hall
- Study Lounge |
|  | - Professional Studies Offices
- Maintenance Garage |  | - R- Classrooms
- English Dept. Offices
- Psychology Dept. Offices
- Business Dept. Offices
- Graduate School Offices |  | - Chapel |
|  | - Volleyball Court |  | - Music Building | | |
|  | - Faculty/Staff Parking |  | - Resident Halls
- Resident Common Areas | | |



N. DIVIS AVE.

NO PARKING

NO PARKING

N. DIVIS AVE.

PARKING 7AM - 3PM